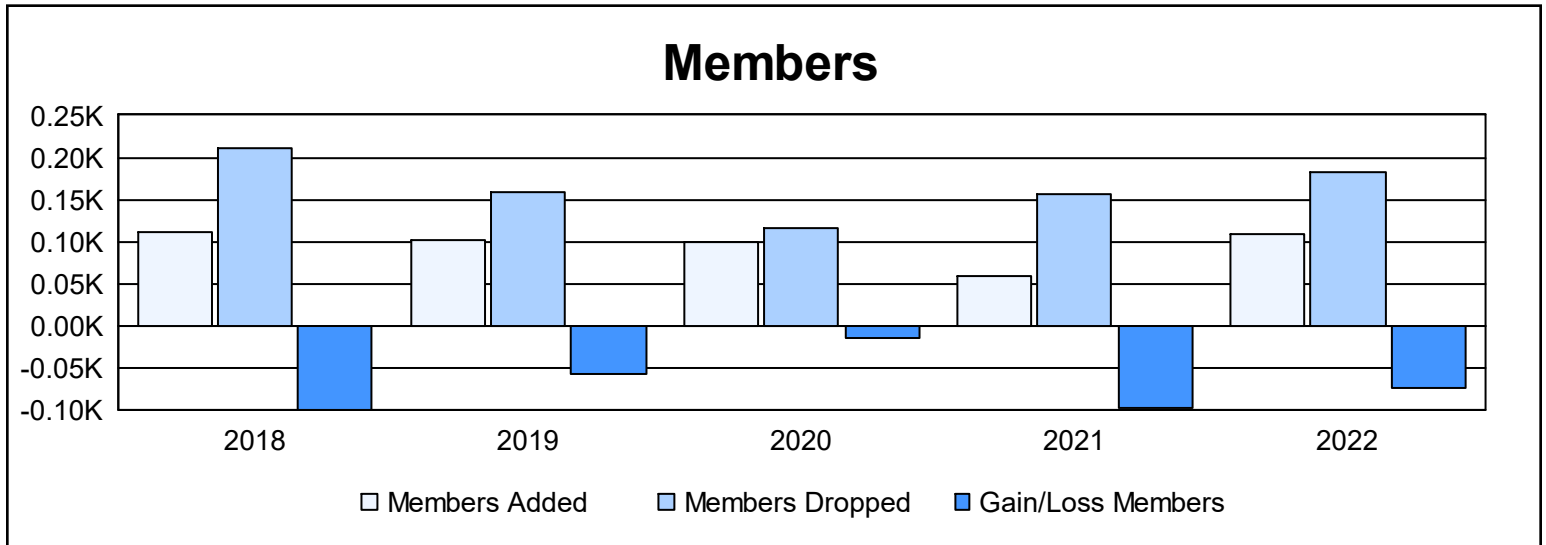
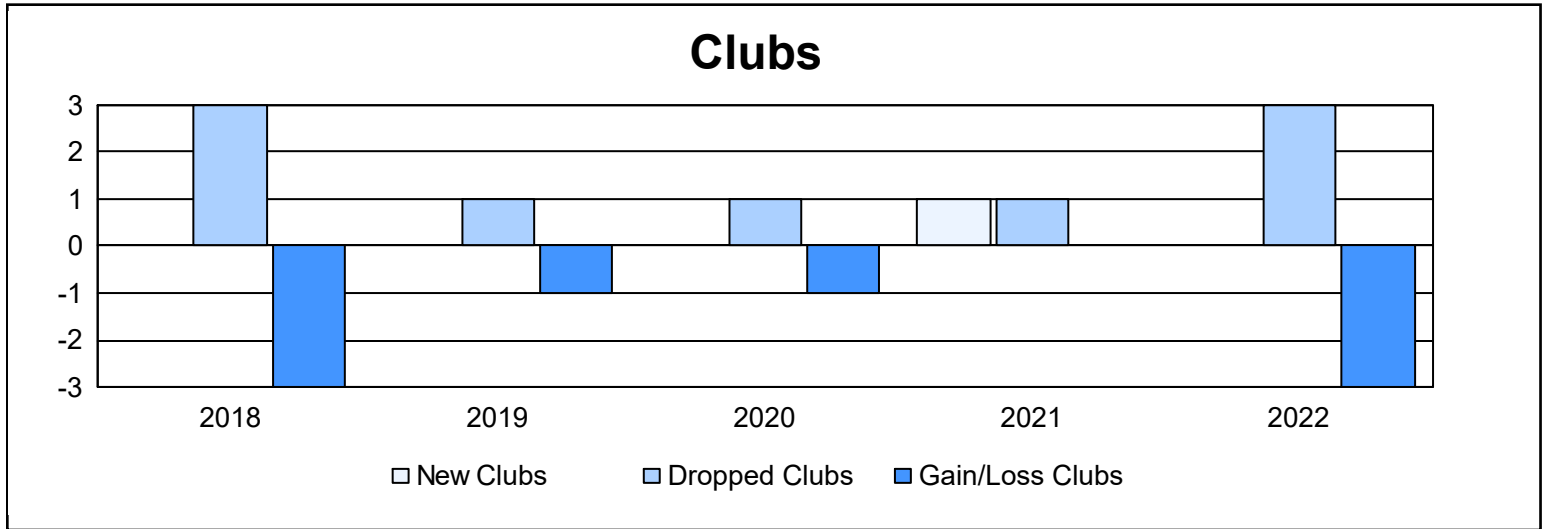
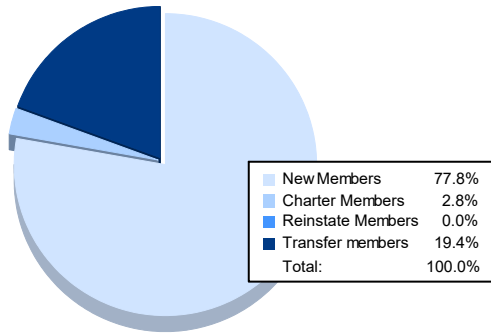


Year	New Clubs	Dropped Clubs	Gain/ Loss Clubs	New Members	Charter Members	Reinstate Members	Transfer Members	Total Member Added	Total Members Dropped	Gain/ Loss Members
2017-2018	0	3	-3	88	4	0	19	111	211	-100
2018-2019	0	1	-1	89	1	3	8	101	159	-58
2019-2020	0	1	-1	85	0	0	14	99	115	-16
2020-2021	1	1	0	30	23	1	4	58	156	-98
2021-2022	0	3	-3	84	3	0	21	108	183	-75
<b>Average</b>	<b>0</b>	<b>2</b>	<b>-2</b>	<b>75</b>	<b>6</b>	<b>1</b>	<b>13</b>	<b>95</b>	<b>165</b>	<b>-69</b>



### Membership Composition June 2022 Cumulative



### Gender Composition June 2022 Cumulative

